


































ELEC. SYMBOLS POWER Schedule

SYMBOL	DESCRIPTION
D.B. 	FINAL DISTRIBUTION BOARD (DB)
S.M.D.B. 	SUB Main Distribution Board.
M.T.C. 	Main Telephone Terminal Box.
T.J.B. 10 PAIR 	Sub Main Telephone Terminal Box
	BELL (BELL PUSH BUTTON) .
	PUSH BUTTON FOR TIMER STAIRS LIGHTING
	16A DOUBLE POLE SWITCH WITH PILOT LAMP, FOR E.W.H
	RJ45 DATA SOCKET OUTLET
	10A, ONE GANG -, TWO GANG, THREE GANG ONE WAY SWITCH.
	10A, ONE GANG -, TWO GANG - TWO WAY SWITCH.
	3-POLE, 13Amp. SWITCHED SOCKET OUTLET, WITH PILOT LIGHT.
	3-POLE, 16Amp. SWITCHED SOCKET OUTLET
	2- GANG, 3-POLE, 13Amp. SWITCHED SOCKET OUTLET, WITH PILOT LIGHT.
	3-POLE, 13Amp. SWITCHED SOCKET OUTLET, WITH PILOT LIGHT. (H :280CM.)
	TELEPHONE SOCKET OUTLET (RJ11).
	T.V. AND SATELLITE SYSTEM SOCKET OUTLET
	ELECTRIC WATER HEATER (SEE MECH. DWG. FOR DET. & SPECIFICATION).
	SPN, ISOLATING SWITCH, IP-65 (FOR RATING REFER TO DRAWINGS).
	TPN, ISOLATING SWITCH, IP-65 (FOR RATING REFER TO DRAWINGS).

SYMBOL	DESCRIPTION
	40W SURFACE MOUNTED LED LIGHTING FIXTURE BUTTIN TYPE ,IP65 BUTTIN TYPE ,IP20,Light Efficiency=4000LM , Input voltage:85~265V AC Dimension:300*1200*9mm
	72W SURFACE MOUNTED LED LIGHTING FIXTURE BUTTIN TYPE ,IP65 Light Efficiency=6500LM,Input voltage:85~265V AC Dimension: 600*1200*9mm
	40W SURFACE MOUNTED LED LIGHTING FIXTURE BUTTIN TYPE ,IP20 BUTTIN TYPE ,IP20,Light Efficiency=4000LM , Input voltage:85~265V AC Dimension:300*1200*9mm
	72W SURFACE MOUNTED LED LIGHTING FIXTURE BUTTIN TYPE ,IP20 Light Efficiency=6500LM,Input voltage:85~265V AC Dimension: 600*1200*9mm
	72W SURFACE MOUNTED LED LIGHTING FIXTURE WITH OPAL DIFFUSER ,IP20 Light Efficiency=6500LM,Input voltage:85~265V AC Dimension: 600*1200*9mm
	36W SURFACE MOUNTED LED LIGHTING FIXTURE WITH LOUVER ,IP20 Light Efficiency=3600LM,Input voltage:85~265V AC Dimension:600*600mm
	LED LIGHTING FIXTURE 7W WALL MOMNTED ABOVE SINK MIRROR PLY OPAL GLASS WHITE DIE CAST ALUMINUM FILTER , IP44
	SURFACE MOUNTED ROUND SHAPE LED SPOT LIGHT 18W Light Efficiency=1440LM, Input voltage:85~265V AC Dimension: ø225x20mm IP30
	SURFACE MOUNTED ROUND SHAPE LED SPOT LIGHT 24W Light Efficiency=1920LM, Input voltage:85~265V AC Dimension: ø300x20mm, IP30
	P65, surface mounted light,round ceiling led 15 watt for bathroom light Lamp Luminous Flux(lm):1100 LM IP Rating: IP65 waterproof Dimension: ø200x20mm
	SPECIAL PRODUCTS 72W POLICARBONATE BODY WATER ROOF LED LIGHTING FIXTURE IP 65
	High Bay Lights LED Light Source: Lamp Power(W): 150 Lamp Luminous Flux(lm): 15000 IP Rating: IP65
	3METER HIGH OCTAGONAL SHAPE GALVANIZED IRON POLE WITH SINGLE ARM BRACKET, AND120W LED IP-65 LUMINAIRE TOP, ALUMINIUM REFLECTOR CLEAR
	Wall mounted led light fixture ip54, with 30w. lamp, & decorative black aluminium arm with base.
	30W Waterproof LED Floodlight with CE RoHS Approval IP Rating: IP65 Operating Voltage: 110-240V Lumens: 800lm
	1x8W LED SELF CONTAINED LIGHTING FIXTURE WITH BATTERIES FOR 3 HOURS MAIN SUPPLY FAILURE, For Ceiling Or Wall Mounting.
	Ditto,But Non-Maintained Eixt Sing.

Note:-

- * ALL Switches to be fixed at hight 125cm from F.F.L.
- * ALL Socket Outlets to be fixed at hight 35cm from F.F.L. unless the following outlet
- * Sockets in the Kitchen.
- Sockets for general use to be fixed at hight 110cm from F.F.L.
- Sockets for Frezer and refrigerator to be fixed at hight 210cm .

NOTES:

REV. No	DATE	DESCRIPTION	CHECKED
1			
2			
3			

CLIENT:

AL-HASHEMIAH MUNICIPALITY

PROJECT NAME:

STATION TO WASH & MAINTENANCE CARS & TRUCKS

CONSULTANT:

AMTAR ENGINEERING CO.



DRAWING TITLE :

ELECTRICAL SYMBOLES

DESIGNED BY	ENG.ELHAM RUSHAID	DATE	2023
PRODUCED BY	ENG.ELHAM RUSHAID	SCALE	1.100
CHECKED BY	ENG.WALEED QATANANI	REV.	
DRAWING NO.	E-01	PROJECT NO.	

البناء مقترح مكون من ارضي
مراد ترخيصه

منسوب منتصف الشارع ± 0.00

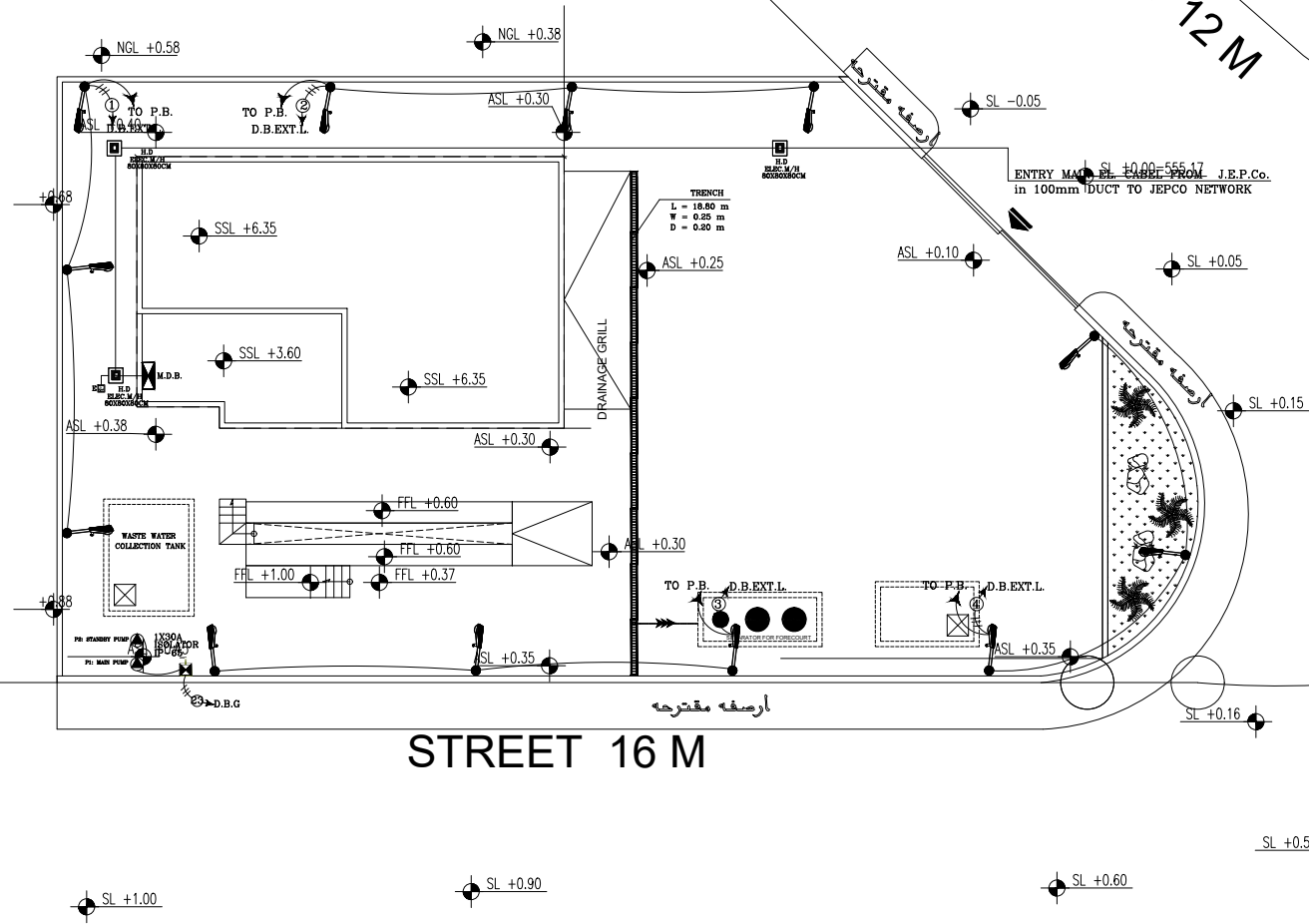
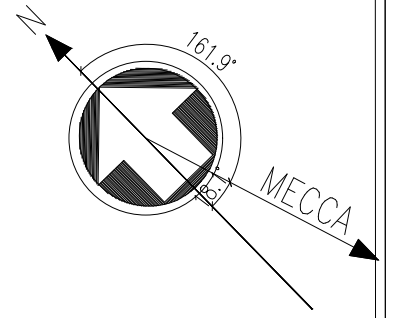
بالنسبة للطبوغرافية 555.17

منسوب ارضية الطابق الارضي $F.F.L + 0.50$
 $S.S.L + 0.35$

منسوب عقدة الارضي $F.F.L + 3.70$
 $S.S.L + 3.60$

منسوب عقدة الارضي $F.F.L + 6.45$
 $S.S.L + 6.35$

NOTES:



103332.91

REV. No	DATE	DESCRIPTION	CHECKED
1			
2			
3			

CLIENT:
AL-HASHEMIAH MUNICIPALITY

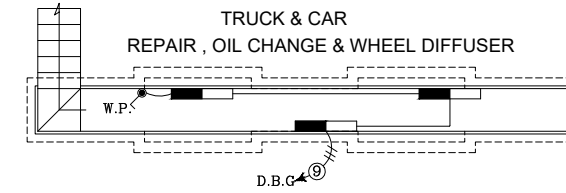
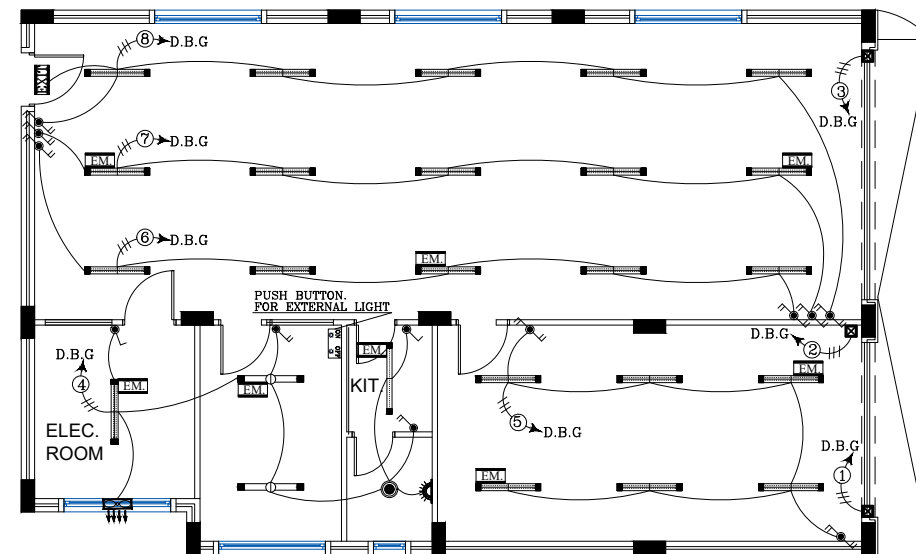
PROJECT NAME:
STATION TO WASH & MAINTENANCE
CARS & TRUCKS

CONSULTANT:
AMTAR ENGINEERING CO.



DRAWING TITLE :
SITE PLAN
LIGHTING & CABLES

DESIGNED BY	ENG.ELHAM RUSHAID	DATE	2023
PRODUCED BY	ENG.ELHAM RUSHAID	SCALE	1:200
CHECKED BY	ENG.WALEED QATANANI	REV.	
DRAWING NO.	E-02	PROJECT NO.	



نقطة تزويد ماء وهواء وكهرباء

NOTES:

REV. No	DATE	DESCRIPTION	CHECKED
1			
2			
3			

CLIENT:
AL-HASHEMIAH MUNICIPALITY

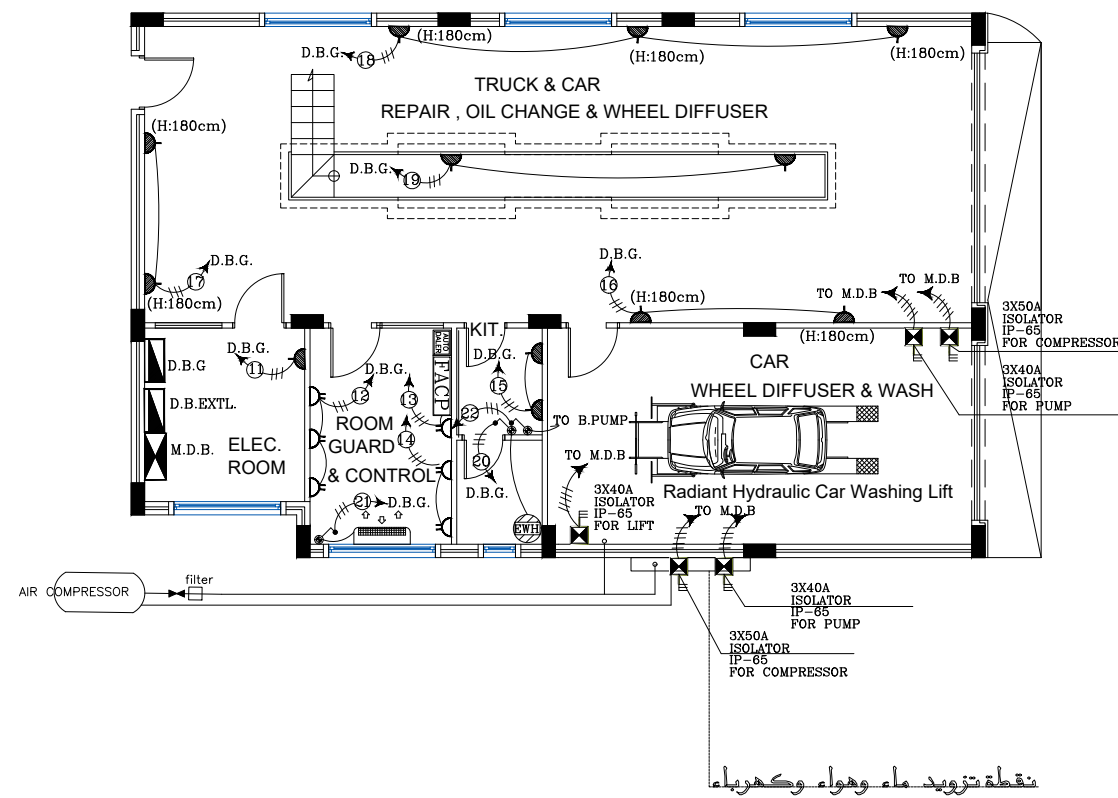
PROJECT NAME:
STATION TO WASH & MAINTENANCE
CARS & TRUCKS

CONSULTANT:
AMTAR ENGINEERING CO.



DRAWING TITLE :
GROUND FLOOR
LIGHTING

DESIGNED BY	ENG. ELHAM RUSHAID	DATE	2023
PRODUCED BY	ENG. ELHAM RUSHAID	SCALE	1.100
CHECKED BY	ENG. WALEED QATANANI	REV.	
DRAWING NO.	E-03	PROJECT NO.	



NOTES:

REV. No	DATE	DESCRIPTION	CHECKED
1			
2			
3			

CLIENT:
AL-HASHEMIAH MUNICIPALITY

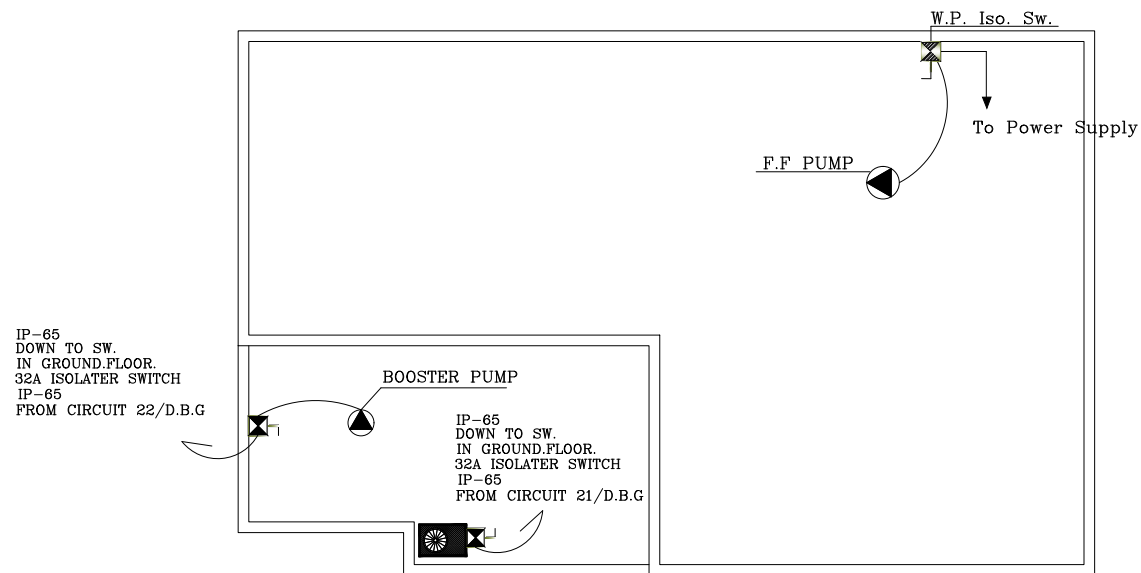
PROJECT NAME:
STATION TO WASH & MAINTENANCE
CARS & TRUCKS

CONSULTANT:
AMTAR ENGINEERING CO.



DRAWING TITLE :
GROUND FLOOR
SOCKETS

DESIGNED BY	ENG.ELHAM RUSHAID	DATE	2023
PRODUCED BY	ENG.ELHAM RUSHAID	SCALE	1.100
CHECKED BY	ENG.WALEED QATANANI	REV.	
DRAWING NO.	E-04	PROJECT NO.	



NOTES:

REV. No	DATE	DESCRIPTION	CHECKED
1			
2			
3			

CLIENT:

AL-HASHEMIAH MUNICIPALITY

PROJECT NAME:

STATION TO WASH & MAINTENANCE CARS & TRUCKS

CONSULTANT:

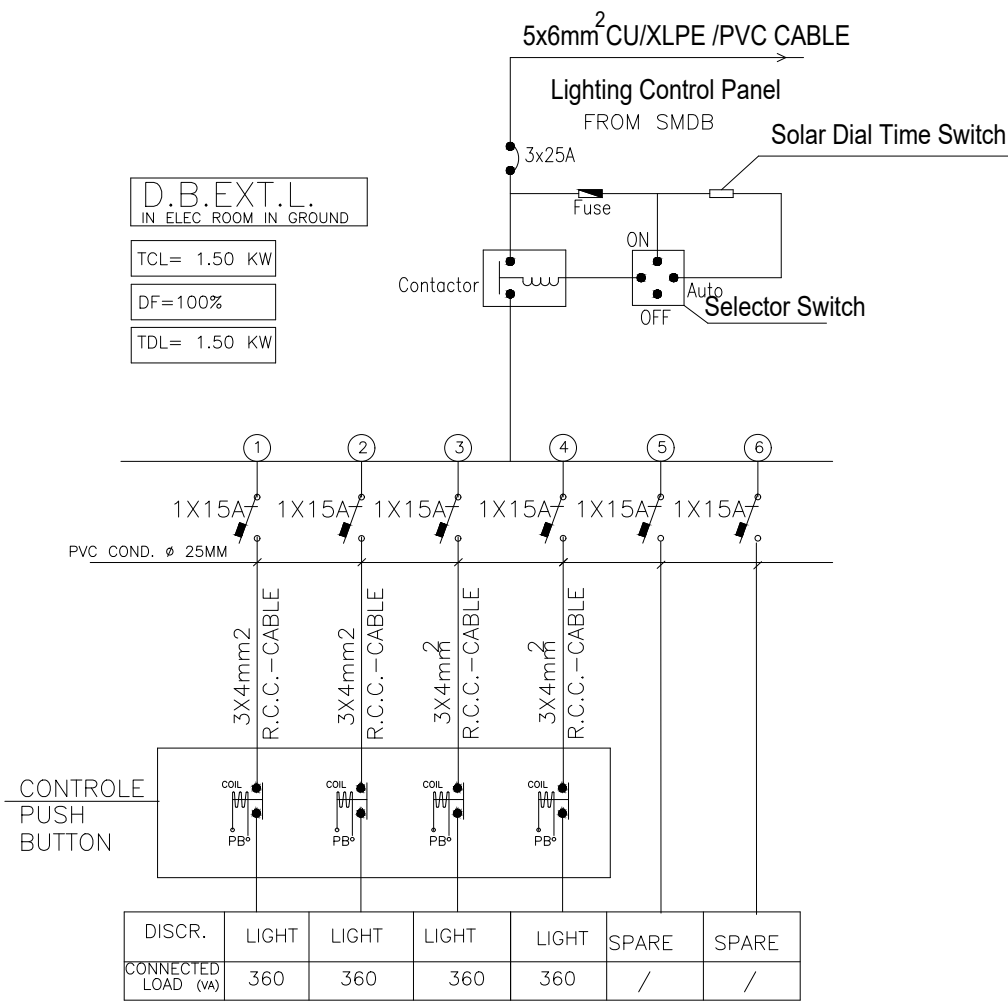
AMTAR ENGINEERING CO.



DRAWING TITLE :

ROOF FLOOR PUMPS

DESIGNED BY	ENG.ELHAM RUSHAID	DATE	2023
PRODUCED BY	ENG.ELHAM RUSHAID	SCALE	1.100
CHECKED BY	ENG.WALEED QATANANI	REV.	
DRAWING NO.	E-05	PROJECT NO.	



MAIN BREAKER	ISOLATOR 3x100A			BOARD SIZE	TPN 30 WAY		
PANEL REF.	D.B.G			FEEDER SIZE	CU/XLPE/PVC CABLE 5x10mm ²		
LOCATION	GROUND FLOOR			SUPPLY FROM	MDB		
VOLTAGE & FREQ	3PHASE,400/230V-50Hz			RACE WAY TYPE	38mm PVC CONDUIT		

TYPE OF LOAD	WIRE SIZE mm ²	COND SIZE mm	PHASE LOAD WATT			TRIPING RATE RYB			PHASE LOAD WATT			COND SIZE mm	WIRE SIZE mm ²	TYPE OF LOAD
			R	Y	B	R	Y	B	R	Y	B			
ELEC.POINT	4.0	20	500			20A ₁	20A ₂	500			20	4.0	ELEC.POINT	
ELEC.POINT	4.0			500			20A ₃	10A ₄		500			2.5	LIGHTING
LIGHTING	2.5				500			10A ₅	10A ₆			400	2.5	LIGHTING
LIGHTING	2.5			400				10A ₇	10A ₈	400			2.5	LIGHTING
LIGHTING	2.5				200				10A ₉	10A ₁₀	/		/	SPARE
SOCKETS	4.0					500			20A ₁₁	20A ₁₂		1500	4.0	SOCKETS
SOCKETS	4.0			500					20A ₁₃	20A ₁₄	1000		4.0	SOCKETS
SOCKETS	4.0				1000				20A ₁₅	20A ₁₆		1000	4.0	SOCKETS
SOCKETS	4.0					1000			20A ₁₇	20A ₁₈		1500	4.0	SOCKETS
SOCKETS	4.0			1000					20A ₁₉	20A ₂₀	1500		4.0	E.W.H
A/C	4.0				1200				20A ₂₁	20A ₂₂	300		4.0	PUMP
PUMP	4.0					300			20A ₂₃	20A ₂₄		300	4.0	PUMP
SPARE	/			/	/	/			20A ₂₅	20A ₂₆	/	/	/	SPARE
SPARE	/			/	/	/			20A ₂₇	20A ₂₈	/	/	/	SPARE
SPARE	/			/	/	/			20A ₂₉	20A ₃₀	/	/	/	SPARE

PHASE TOTALS (W)	5800	4700	6000
------------------	------	------	------

DISCR.	LIGHTING WATT	SOCKETS WATT	E.W.H WATT	A/C WATT	ELEC.POINT WATT	PUMP WATT	TOTAL WATT	PANEL CURRENT A
CONNECTED LOAD	2400	9000	1500	1200	1500	900	16500	
DEM. FACT	90%	75%	100%	100%	100%	100%		
DEMAND LOAD	2160	6750	1500	1200	1500	900	14010	28

NOTES:

REV. No	DATE	DESCRIPTION	CHECKED
1			
2			
3			

CLIENT:
AL-HASHEMIAH MUNICIPALITY

PROJECT NAME:
STATION TO WASH & MAINTENANCE CARS & TRUCKS

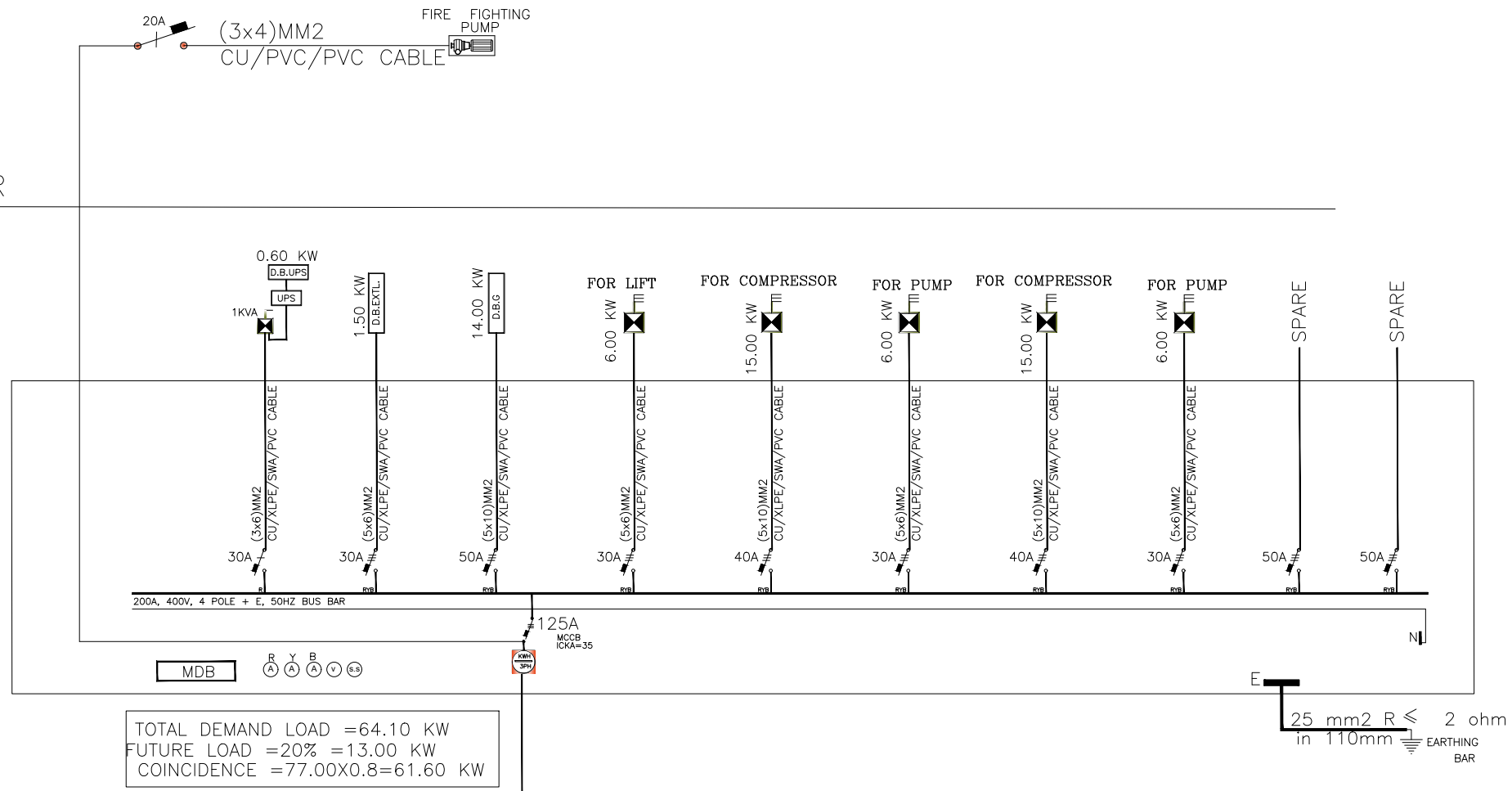
CONSULTANT:
AMTAR ENGINEERING CO.



DRAWING TITLE :
ELECTRICAL CALCULATIONS

DESIGNED BY	ENG.ELHAM RUSHAIID	DATE	2023
PRODUCED BY	ENG.ELHAM RUSHAIID	SCALE	1.100
CHECKED BY	ENG.WALEED QATANANI	REV.	
DRAWING NO.	E-06	PROJECT NO.	

ROOF FLOOR



800X800X800mm CONCRETE MANHOL WITH H.D COVER.

TOTAL DEMAND LOAD = 64.10 KW
 FUTURE LOAD = 20% = 13.00 KW
 COINCIDENCE = 77.00 X 0.8 = 61.60 KW

ENTRY MAIN EL. CABEL FROM J.E.P.Co.
 4X50mm2 CU/XLPE /SWA/PVC
 in 100mm DUCT TO JEPKO NETWORK

GROUND FLOOR

POWER RISER DIAGRAM

NOTES:

REV. No	DATE	DESCRIPTION	CHECKED
1			
2			
3			

CLIENT:
 AL-HASHEMIAH MUNICIPALITY

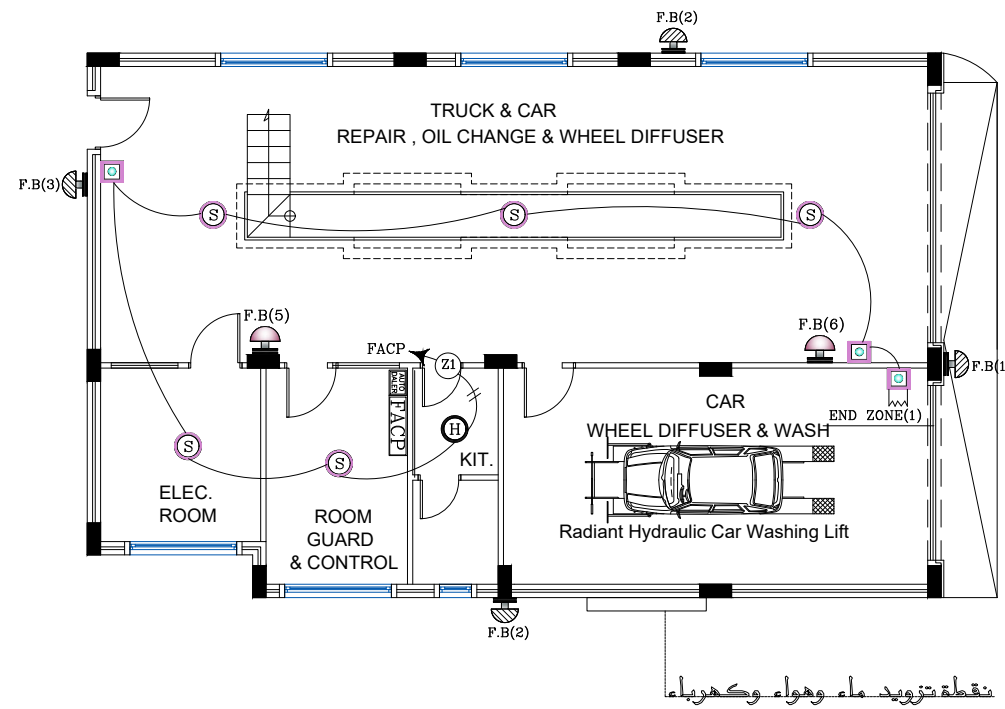
PROJECT NAME:
 STATION TO WASH & MAINTENANCE CARS & TRUCKS

CONSULTANT:
 AMTAR ENGINEERING CO.



DRAWING TITLE :
 ELECTRICAL CALCULATIONS

DESIGNED BY	ENG. ELHAM RUSHAID	DATE	2023
PRODUCED BY	ENG. ELHAM RUSHAID	SCALE	1.100
CHECKED BY	ENG. WALEED QATANANI	REV.	
DRAWING NO.	E-07	PROJECT NO.	



NOTES:

REV. No	DATE	DESCRIPTION	CHECKED
1			
2			
3			

CLIENT:
AL-HASHEMIAH MUNICIPALITY

PROJECT NAME:
STATION TO WASH & MAINTENANCE
CARS & TRUCKS












CONSULTANT:
AMTAR ENGINEERING CO.



DRAWING TITLE :
GROUND FLOOR
FIRE ALARM

DESIGNED BY	ENG.ELHAM RUSHAID	DATE	2023
PRODUCED BY	ENG.ELHAM RUSHAID	SCALE	1.100
CHECKED BY	ENG.WALEED QATANANI	REV.	
DRAWING NO.	E-08	PROJECT NO.	

LEGEND :

-  FIRE ALARM CONTROL PANEL
-  FIRE ALARM REPEATER PANEL
-  CONVENTIONAL SMOKE DETECTOR
-  CONVENTIONAL HEAT DETECTOR
-  CONVENTIONAL OPTICAL DETECTOR
-  CONVENTIONAL BREAK GLASS UNIT
-  INDOOR ALARM FLASHER WITH SIREN
-  OUTDOOR ALARM FLASHER WITH SIREN
-  INDOOR ALARM SOUNDER WITH FLASHER
-  OUTDOOR ALARM SOUNDER WITH FLASHER
-  END OF LINE RESISTOR

*The alarm system is Conventional system.

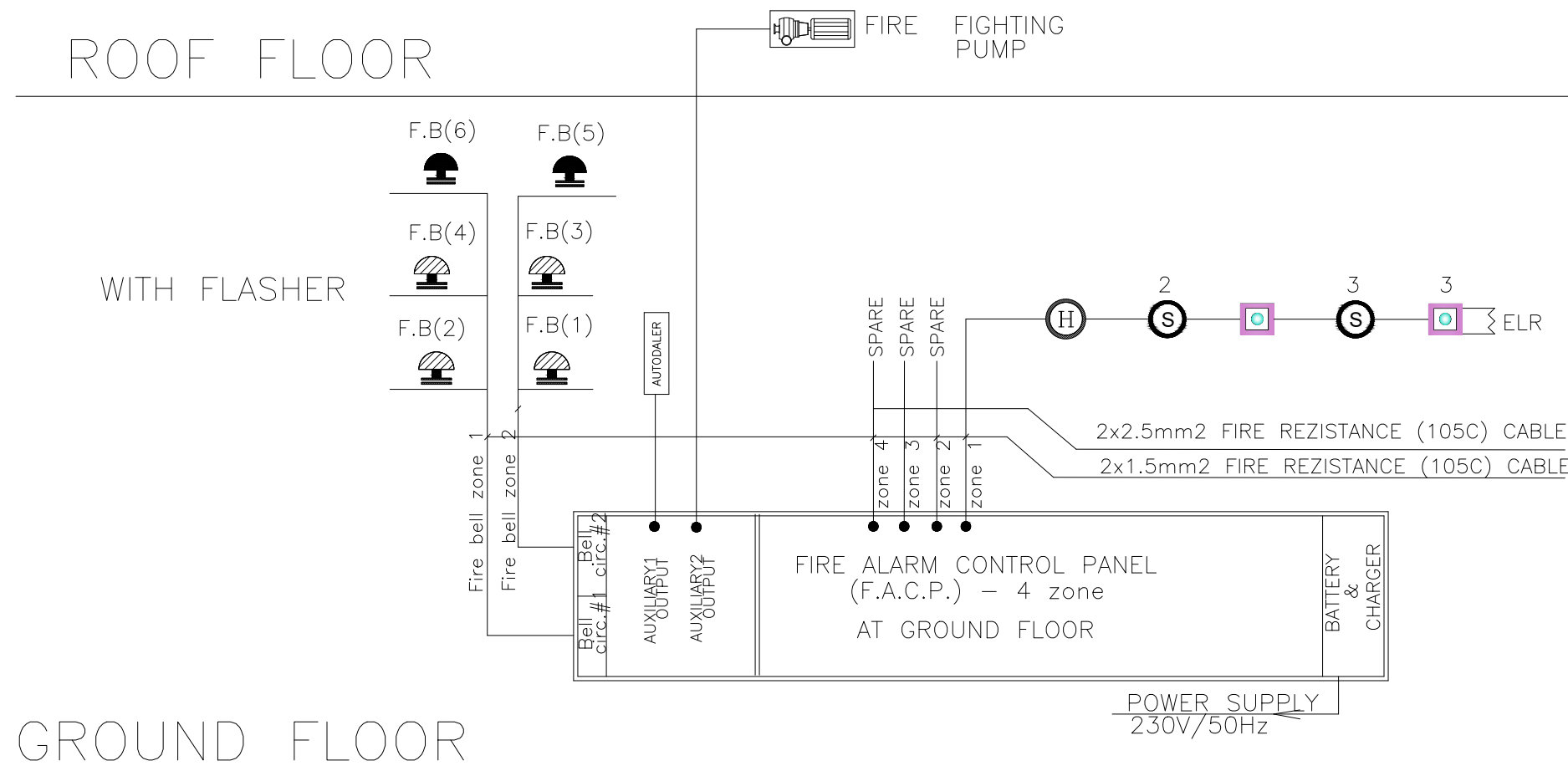
*The construction height from FFL:
 -FACP: 1.65m.
 -Break glass: 1.25m.
 -Flasher: 2.25m.

*All the wires & cables used in Fire Alarm System are fire retardant (resist fire for 30min. at least) in Ø20 PVC conduits, which they are:
 -Detector loop: 2x1.5 Cu\PVC cable.
 -Flasher Bell Circuit: 2x2.5 cable.

*The height above False Ceiling is Less than 80cm and the false ceiling material is fire retardant.

2x1.5mm² Fire Resistance Cable (105C) For Fire Zone
 2x2.5mm² Fire Resistance Cable(105C) For Siren
 Flasher & Bells

NOTES:



CONVENTIONAL FIRE ALARM RISER DIAGRAM

REV. No	DATE	DESCRIPTION	CHECKED
1			
2			
3			

CLIENT:
 AL-HASHEMIAH MUNICIPALITY

PROJECT NAME:
 STATION TO WASH & MAINTENANCE CARS & TRUCKS

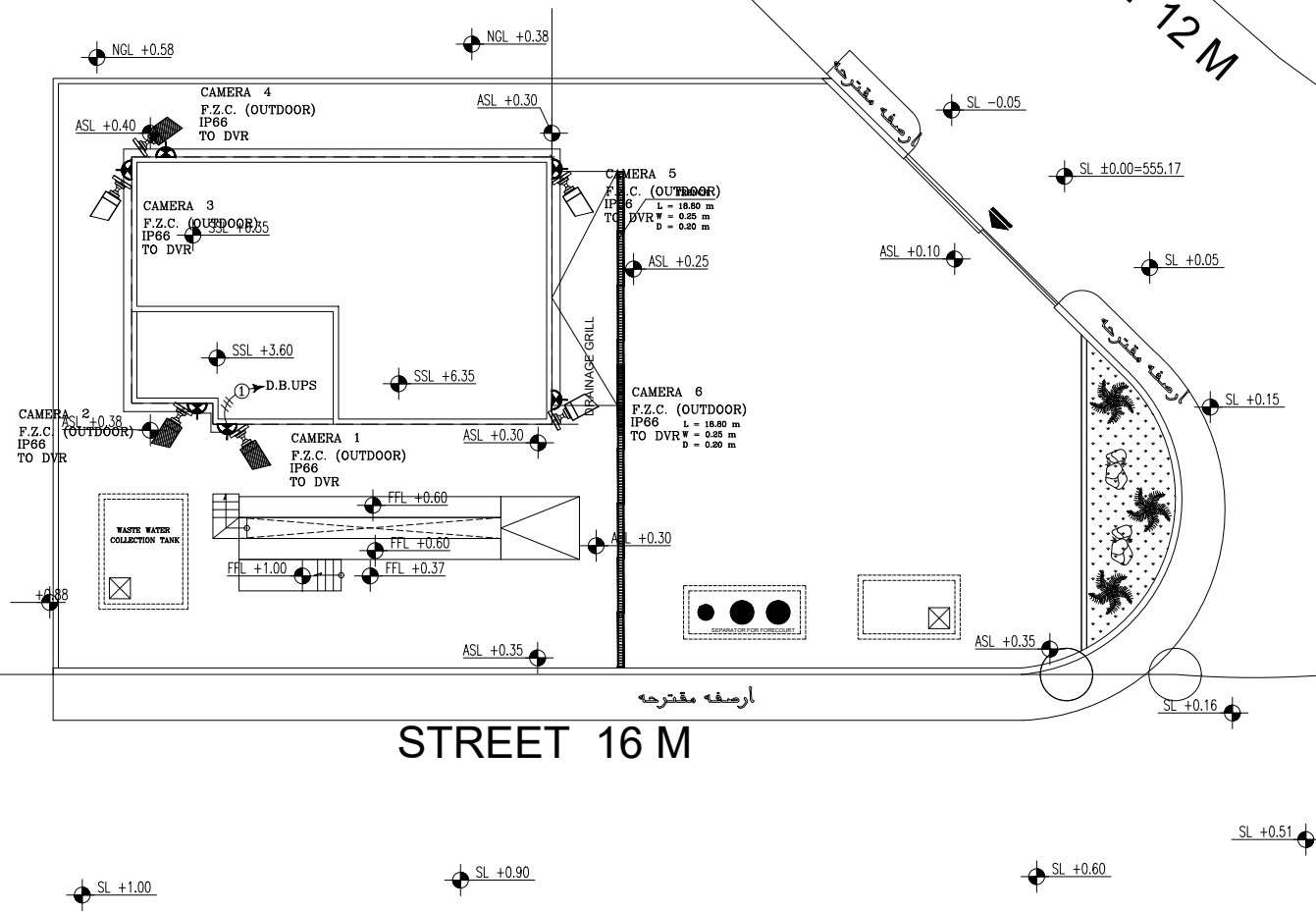
CONSULTANT:
 AMTAR ENGINEERING CO.



DRAWING TITLE :
 FIRE ALARM RISER DIAGRAM

DESIGNED BY	ENG.ELHAM RUSHAID	DATE	2023
PRODUCED BY	ENG.ELHAM RUSHAID	SCALE	1.100
CHECKED BY	ENG.WALEED QATANANI	REV.	
DRAWING NO.	E-09	PROJECT NO.	

103332.91

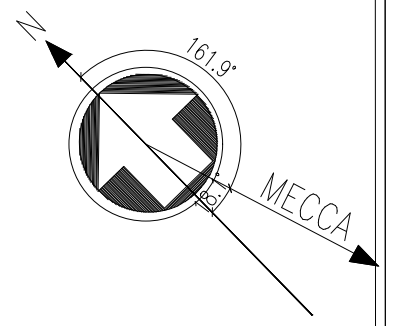


STREET 12 M

STREET 16 M

47886.16

NOTES:



REV. No	DATE	DESCRIPTION	CHECKED
1			
2			
3			

CLIENT:
AL-HASHEMIAH MUNICIPALITY

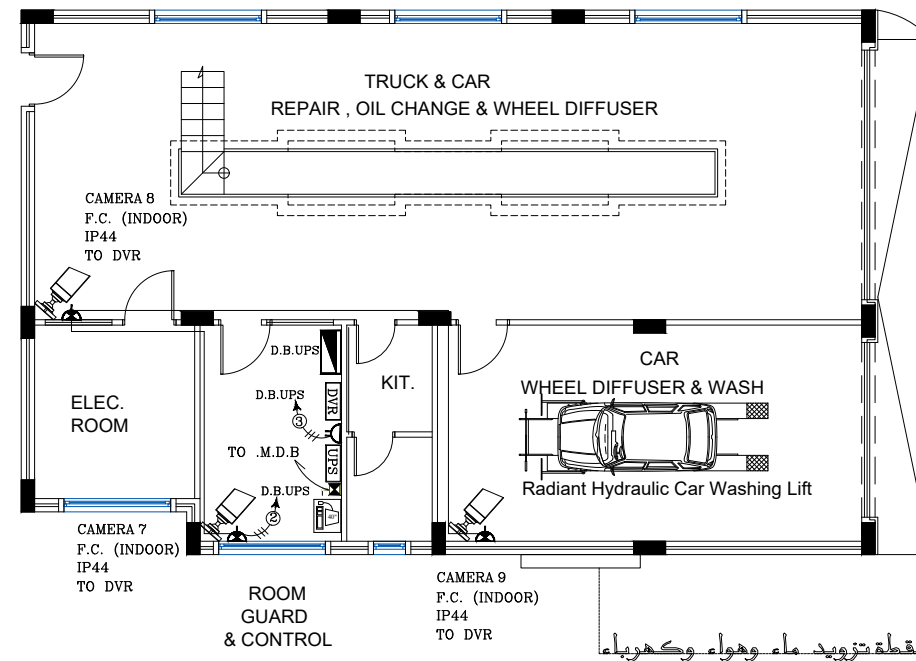
PROJECT NAME:
STATION TO WASH & MAINTENANCE
CARS & TRUCKS

CONSULTANT:
AMTAR ENGINEERING CO.



DRAWING TITLE :
**SITE PLAN
LIGHTING & CABLES**

DESIGNED BY	ENG.ELHAM RUSHAID	DATE	2023
PRODUCED BY	ENG.ELHAM RUSHAID	SCALE	1:200
CHECKED BY	ENG.WALEED QATANANI	REV.	
DRAWING NO.	E-10	PROJECT NO.	



NOTES:

REV. No	DATE	DESCRIPTION	CHECKED
1			
2			
3			

CLIENT:

AL-HASHEMIAH MUNICIPALITY

PROJECT NAME:

STATION TO WASH & MAINTENANCE CARS & TRUCKS

CONSULTANT:

AMTAR ENGINEERING CO.



DRAWING TITLE :

GROUND FLOOR
CCTV

DESIGNED BY	ENG.ELHAM RUSHAID	DATE	2023
PRODUCED BY	ENG.ELHAM RUSHAID	SCALE	1.100
CHECKED BY	ENG.WALEED QATANANI	REV.	
DRAWING NO.	E-11	PROJECT NO.	

LEGEND LOW CURRENT CCTV SECURITY SYSTEM_	
SYMBOL	DESCRIPTION
	CCTV RACK, CCTV MATRIX SWITCHER & VIDEO SERVER & ALARM MONITOR
	DIGITAL VIDEO RECORDER
	4M CCTV FIXED CAMERA WALL MOUNTED @ H=2800mm. INDOOR TYPE IP44
	4M CCTV FIXED CAMERA WALL MOUNTED @ H=2800mm. OUTDOOR W.P TYPE IP66
	MONITOR
—	COAXIAL CABLE INSIDE Ø25mm PVC CONDUIT

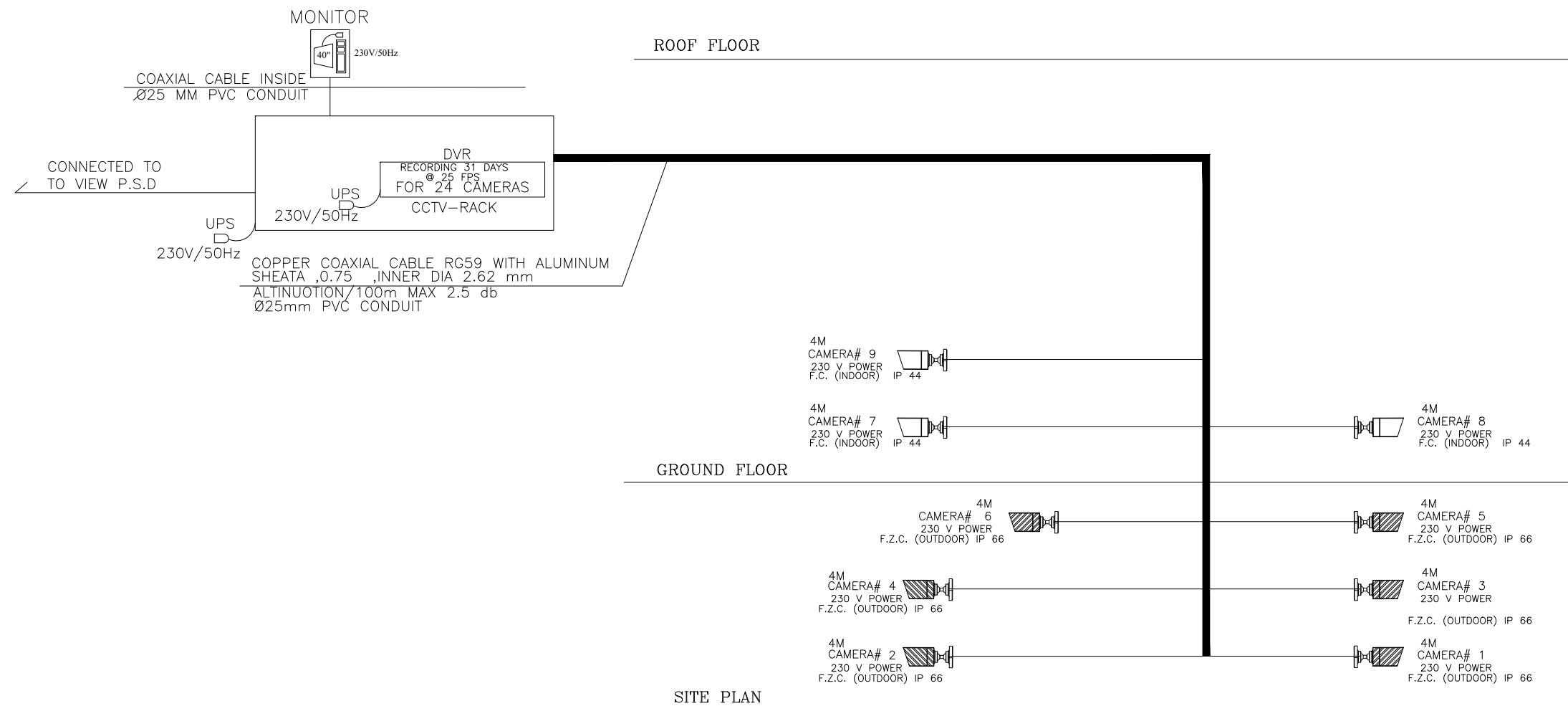
NOTE : DVR MUST RECORDING NOT LESS THAN 31 DAYS @ 25 FPS

BREAKER	ISOLATOR 1x63A	BOARD SIZE	1-PN 6WAY
PANEL REF.	D.B. UPS	FEEDER SIZE	CU/XLPE/PVC CABLE 3x6mm ²
LOCATION	GROUND FLOOR	SUPPLY FROM	M.D.B.
VOLTAGE &	1PHASE, 230V-50Hz	RACE WAY TYPE	25mm PVC CONDUIT

TYPE OF LOAD	WIRE SIZE mm ²	COND SIZE mm	PHASE LOAD WATT		TRIPING RATE		PHASE LOAD WATT		COND WIRE		TYPE OF LOAD
			L	N	L	N	SIZE mm	SIZE mm ²			
SOCKETS	2.5	20	50		1 15A	1 15A	30		20	2.5	SOCKETS
SOCKETS	2.5	20	500		3 15A	3 15A	/		/	/	SPARE
SPARE	/	/	/		5 15A	5 15A	/		/	/	SPARE

PHASE TOTALS (W)	580
------------------	-----

DISCR.	LIGHTING WATT	SOCKETS WATT	OTHER WATT	TOTAL WATT	PANEL CURRENT A
CONNECTED LOAD WATT	/	580	/	580	
DEM. FACT	0.9	1.0	1.0		
DEMAND LOAD WATT	/	580	/	580	3.0



NOTES:

REV. No	DATE	DESCRIPTION	CHECKED
1			
2			
3			

CLIENT:
AL-HASHEMIAH MUNICIPALITY

PROJECT NAME:
STATION TO WASH & MAINTENANCE CARS & TRUCKS

CONSULTANT:
AMTAR ENGINEERING CO.



DRAWING TITLE :
CCTV RISER DIAGRAM

DESIGNED BY	ENG.ELHAM RUSHAD	DATE	2023
PRODUCED BY	ENG.ELHAM RUSHAD	SCALE	1.100
CHECKED BY	ENG.WALEED QATANANI	REV.	
DRAWING NO.	E-12	PROJECT NO.	